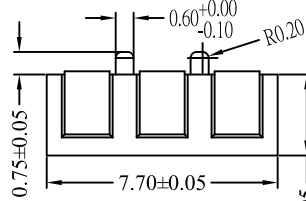
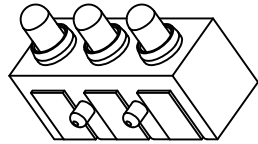
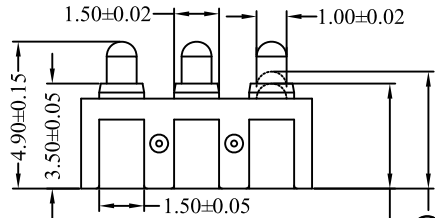
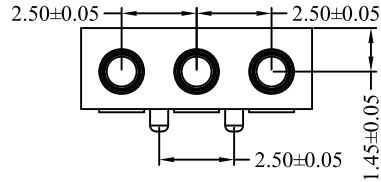
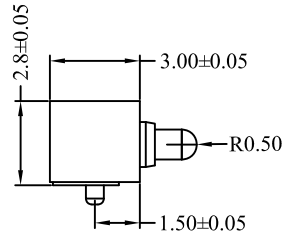
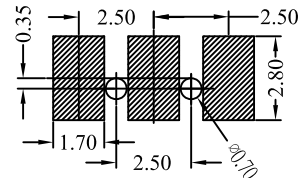


PART No. SVPC-R-H003M0-H03BRR



3.50 (Minimum Height)
3.90 (Working Height)



Recommended P.C.B.
Layout(Component Side)

NOTE:

1. Material
 Housing Black PA9T+30% GF(UL94V-0)
 Plunger & Barrel : Brass 3604
 Spring : SUS 304
2. Plating
 Contact Surface : 10u" minimum Au over
 50~100u"Ni
3. Electrical
 Rated Current & Voltage : DC 12V;1A
 Contact Resistance : 50 mΩ maximum
 at Working Height.(Quiescence)
4. Mechanical
 Unloaded Height : 4.9mm
 Working Height : 3.9mm
 Minimum Height : 3.5mm
 Spring Force : 120g ±20% at Working Height
 Durability : 10000 cycles (minimum)



DRAWN		SCALE: 2.5 : 1	N&H Technology GmbH	
CHECKED		SHEET: 1 OF 1		
APPROVED		DATE 06/08/15	TITLE: SVPC-R-H003M0-H03BRR	
DIMENSIONS ARE IN MILLIMETERS TOLERANCES ARE: DECIMALS ANGLES X ± .20 ± 2.0° X.X ± .10 ± 1.0° X.XX ± .05 ± 0.5°		Pitch 2.5mm Height 4.9mm		 3-Pos Pogo Pin Connector
		UNIT : mm	 A4	DRAWING NO. H003M0-H03BRR
FILE PATH:				