


RTC035 Series

Features

HF RoHS

- With/without LED.
- Snap in type.



Rating (max)	DC12V 50mA 1VA max.
Contact Resistance	100mΩ max.
Insulation Resistance	DC500V-100MΩ min.
Withstand Voltage	AC250V - 1 minute
Stroke	0.25 ± 0.1mm
Operating Force	140 ± 40gf

Recommended Wave Soldering Profile

Parameters	Lead-Free Specification
Preheating Time	60 sec max.
Preheating Temperature	100°C max.
Continuous Dipping Time	3~5 sec max.
Soldering Temperature	260°C max.

Recommended Manual Soldering Profile

Manual Soldering Temperature	Temperature	Time
	350 °C (max.)	3 Sec.(max.)

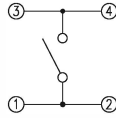
The solder iron and solder shall be applied at a distance of 1.91 mm to 2.54 mm from the plastic housing.

Durability 1,000,000 cycles

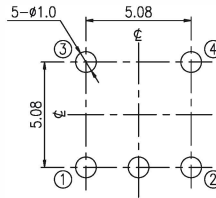
DIP - D Type Vertical 7.0L x 6.0W x 8.9H

Product No.	Package
RTC035-XA1D-A140B	Bulk

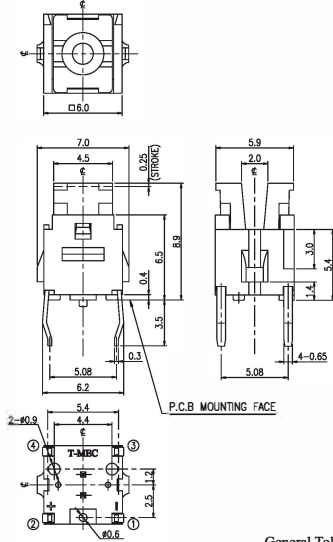
Schematic



P.C.B Layout



Outline Drawing

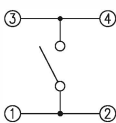


General Tolerance : ±0.2mm.

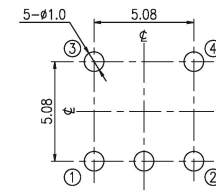
DIP - D Type Vertical 7.0L x 6.0W x 8.9H

Product No.	Package
RTC035-XA1D-B140B	Bulk

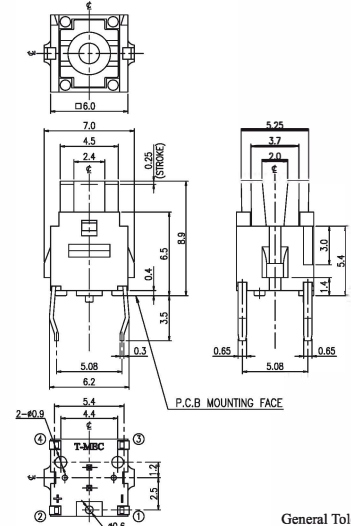
Schematic



P.C.B Layout



Outline Drawing

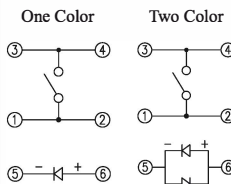


General Tolerance : ±0.2mm.

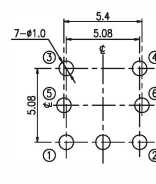
DIP - D Type Vertical 7.0L x 6.0W x 8.9H

Product No.	LED Color	Package
RTC035-XC1D-A140B-B	Blue	Bulk
RTC035-XC1D-A140B-G	Green	
RTC035-XC1D-A140B-R	Red	
RTC035-XC1D-A140B-Y	Yellow	
RTC035-XC1D-A140B-GB	Green,Blue	
RTC035-XC1D-A140B-GR	Green,Red	
RTC035-XC1D-A140B-GY	Green,Yellow	
RTC035-XC1D-A140B-RB	Red,Blue	
RTC035-XC1D-A140B-RY	Red,Yellow	
RTC035-XC1D-A140B-YB	Yellow,Blue	
RTC035-XC1D-A140B-W	White	

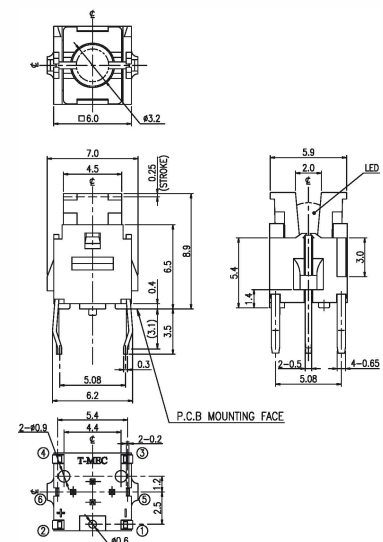
Circuit Diagram



P.C.B Layout



Outline Drawing



General Tolerance : ±0.2mm.