


# NTC304 Series

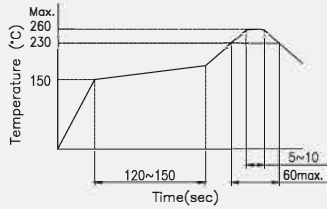
## ■ Features

- Horizontal direction.
- Wide product variety.



Rating (max)	DC12V 50mA
Contact Resistance	100mΩ max.
Insulation Resistance	DC500V-100MΩ min.
Withstand Voltage	AC250V - 1 minute
Stroke	0.25 <sup>+0.2</sup> <sub>-0.1</sub> mm

### Recommended Reflow Soldering Profile



Number of Reflow Pass : 2 cycles

### Recommended Wave Soldering Profile

Parameters	Lead-Free Specification
Preheating Time	60 Sec max.
Preheating Temperature	100°C max.
Continuous Dipping Time	3~5 Sec max.
Soldering Temperature	260°C max.

### Recommended Manual Soldering Profile

	Temperature	Time
Manual Soldering Temperature	350 °C (max.)	3 Sec.(max.)

The solder iron and solder shall be applied at a distance of 1.91 mm to 2.54 mm from the plastic housing.

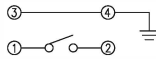
### Operating Force & Durability

100 ± 50gf	1,000,000 cycles
160 ± 50gf	1,000,000 cycles
260 ± 50gf	200,000 cycles

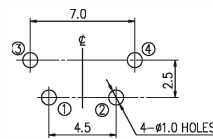
## ■ DIP - D Type Horizontal 7.4L x \_W x 7.2H

Product No.	φD	L	Package
NTC304-AP1D-A__B	3.5	3.15	Bulk
NTC304-AP1D-B__B	3.5	3.85	
NTC304-AP1D-C__B	3.0	8.35	
NTC304-AP1D-F__B	3.0	5.85	
NTC304-AP1D-H__B	3.0	6.85	

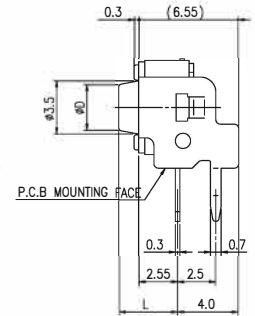
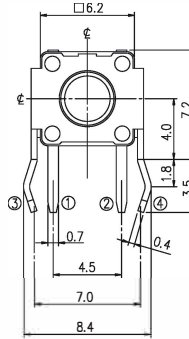
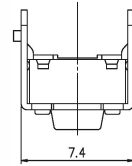
### Schematic



### P.C.B Layout



## ■ Outline Drawing

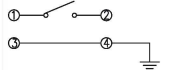


General Tolerance : ±0.2mm.

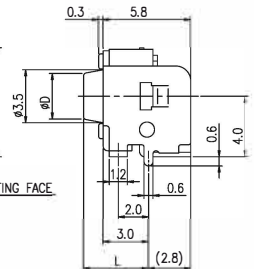
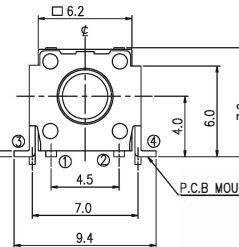
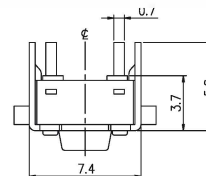
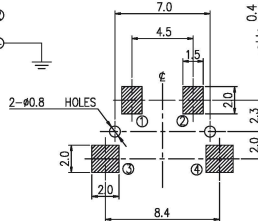
## ■ SMT - G Type Horizontal 7.4L x \_W x 7.2H

Product No.	φD	L	Package
NTC304-DP1G-A__T	3.5	3.6	500 Pcs/Reel
NTC304-DP1G-B__T	3.5	4.3	
NTC304-DP1G-C__T	3.0	8.8	
NTC304-DP1G-F__T	3.0	6.3	

### Schematic



### P.C.B Layout



General Tolerance : ±0.2mm.