


NTC033 Series

■ Features

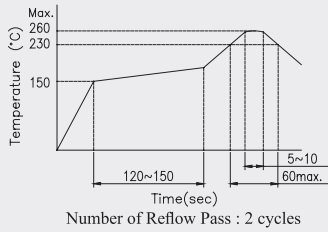
■ Lead Free ■ HF ■ RoHS

- Low profile .



Rating (max)	DC12V 50mA
Contact Resistance	100mΩ max.
Insulation Resistance	DC500V-100MΩ min.
Withstand Voltage	AC250V - 1 minute
Stroke	0.2 ^{+0.15} _{-0.1} mm

Recommended Reflow Soldering Profile



Recommended Manual Soldering Profile

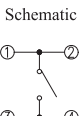
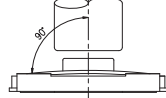
	Temperature	Time
Manual Soldering Temperature	350 °C (max.)	3 Sec.(max.)

The solder iron and solder shall be applied at a distance of 1.91 mm to 2.54 mm from the plastic housing.

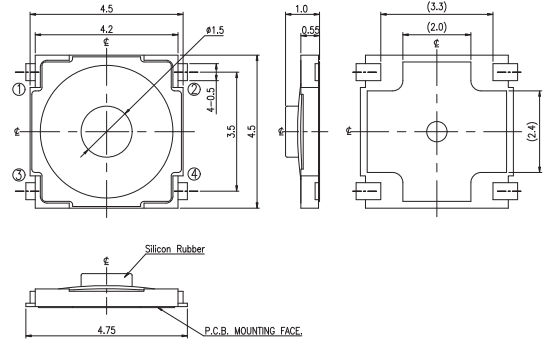
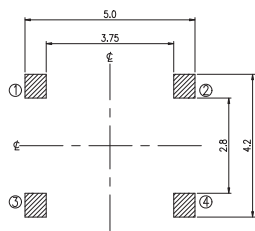
■ SMT-K Type Vertical 4.5L x 4.5W x 1.0H ■ Outline Drawing

Product No.	Force	Durability	Package
NTC033-XK1G-C100T	100±50gf	500,000 cycles	5,500 Pcs/Reel

Shape of Keying Tip Restriction in Operation



P.C.B Layout

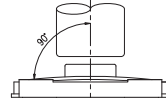


General Tolerance : ±0.2mm.

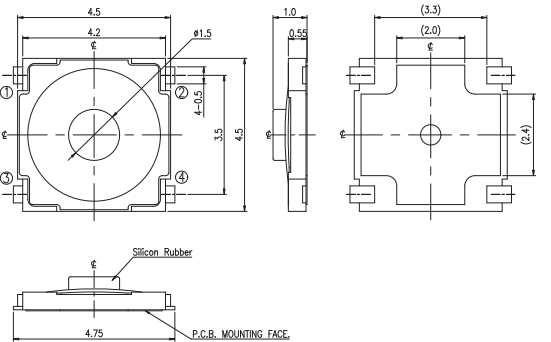
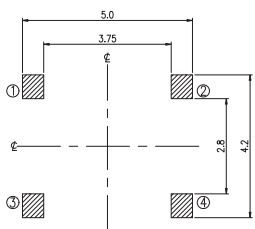
■ SMT-K Type Vertical 4.5L x 4.5W x 1.0H ■ Outline Drawing

Product No.	Force	Durability	Package
NTC033-XK1G-C160T	160±70gf	500,000 cycles	5,500 Pcs/Reel

Shape of Keying Tip Restriction in Operation



P.C.B Layout

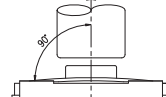


General Tolerance : ±0.2mm.

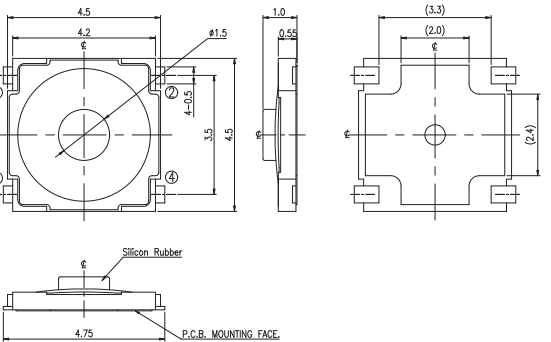
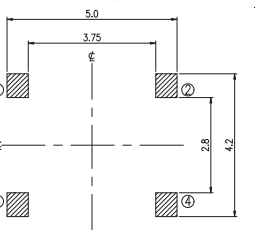
■ SMT-K Type Vertical 4.5L x 4.5W x 1.0H ■ Outline Drawing

Product No.	Force	Durability	Package
NTC033-XK1G-C260T	260±80gf	200,000 cycles	5,500 Pcs/Reel

Shape of Keying Tip Restriction in Operation



P.C.B Layout



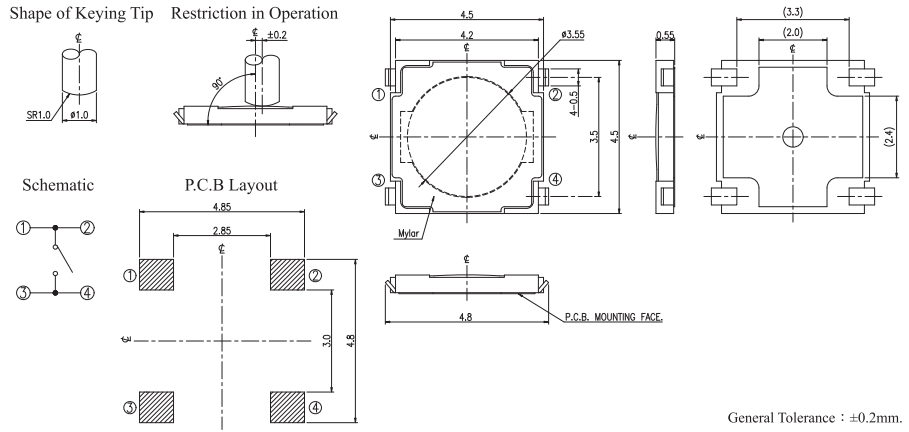
General Tolerance : ±0.2mm.



NTC033 Series

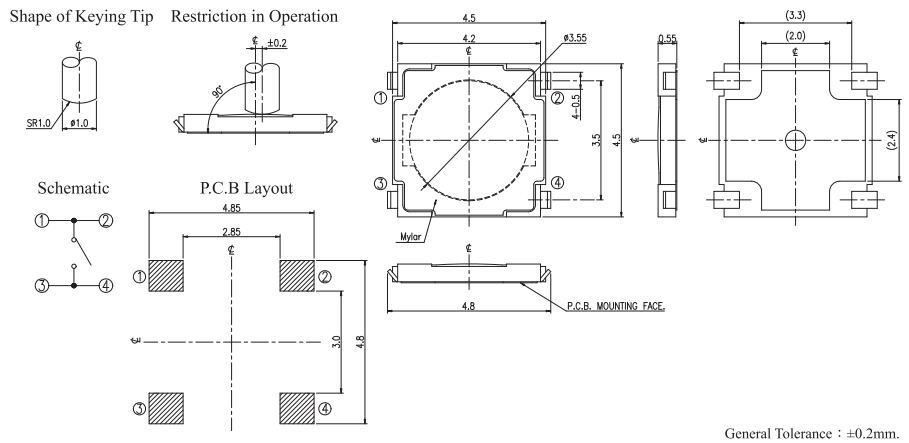
■ SMT-K Type Vertical 4.5L x 4.5W x 0.55H ■ Outline Drawing

Product No.	Force	Durability	Package
NTC033-XK1J-X100T	100±30gf	1,000,000 cycles	7,000 Pcs/Reel



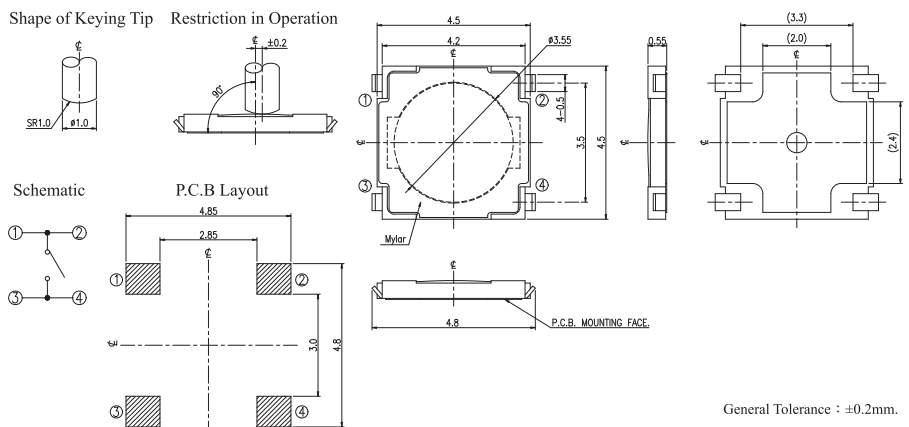
■ SMT-K Type Vertical 4.5L x 4.5W x 0.55H ■ Outline Drawing

Product No.	Force	Durability	Package
NTC033-XK1J-X160T	160±30gf	1,000,000 cycles	7,000 Pcs/Reel



■ SMT-K Type Vertical 4.5L x 4.5W x 0.55H ■ Outline Drawing

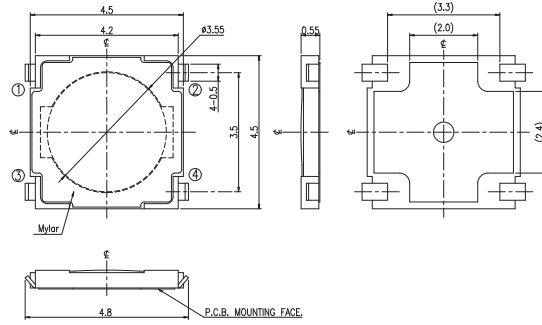
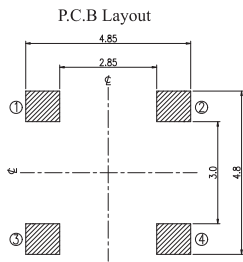
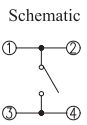
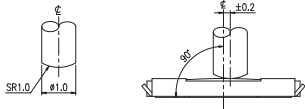
Product No.	Force	Durability	Package
NTC033-XK1J-X200T	200±30gf	200,000 cycles	7,000 Pcs/Reel



SMT-K Type Vertical 4.5L x 4.5W x 0.55H Outline Drawing

Product No.	Force	Durability	Package
NTC033-XK1J-X260T	260±50gf	200,000 cycles	7,000 Pcs/Reel

Shape of Keying Tip Restriction in Operation

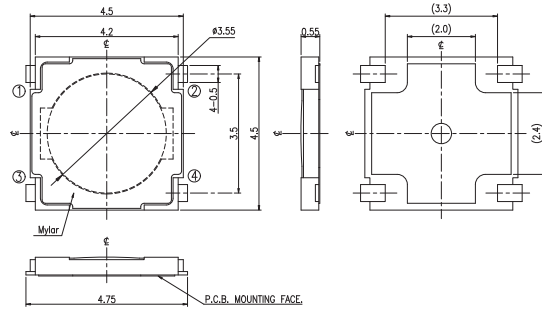
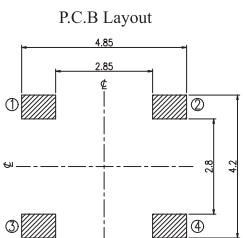
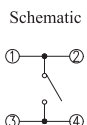
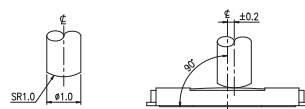


General Tolerance : ±0.2mm.

SMT-G Type Vertical 4.5L x 4.5W x 0.55H Outline Drawing

Product No.	Force	Durability	Package
NTC033-XK1G-X100T	100±30gf	1,000,000 cycles	7,000 Pcs/Reel

Shape of Keying Tip Restriction in Operation

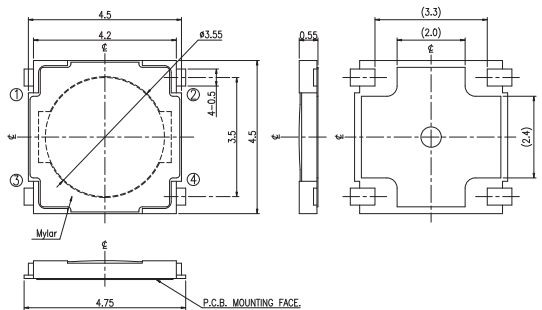
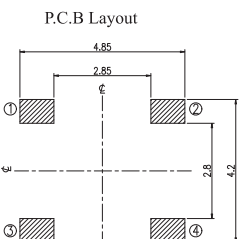
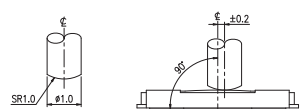


General Tolerance : ±0.2mm.

SMT-G Type Vertical 4.5L x 4.5W x 0.55H Outline Drawing

Product No.	Force	Durability	Package
NTC033-XK1G-X160T	160±30gf	1,000,000 cycles	7,000 Pcs/Reel

Shape of Keying Tip Restriction in Operation



General Tolerance : ±0.2mm.

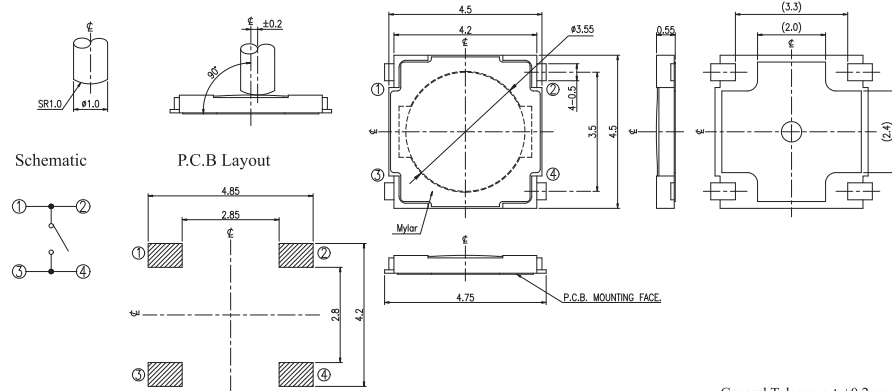
NTC033 Series

■ Lead Free ■ HF ■ RoHS

■ SMT-G Type Vertical 4.5L x 4.5W x 0.55H ■ Outline Drawing

Product No.	Force	Durability	Package
NTC033-XK1G-X200T	200±30gf	200,000 cycles	7,000 Pcs/Reel

Shape of Keying Tip Restriction in Operation

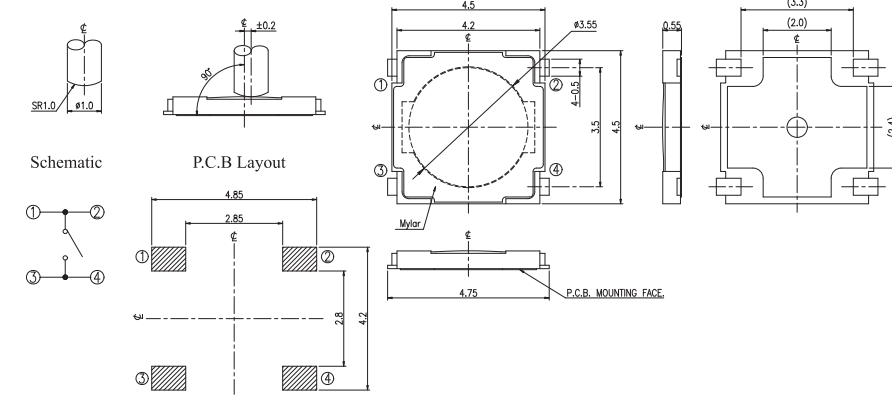


General Tolerance : ± 0.2 mm.

■ SMT-G Type Vertical 4.5L x 4.5W x 0.55H ■ Outline Drawing

Product No.	Force	Durability	Package
NTC033-XK1G-X260T	260±50gf	200,000 cycles	7,000 Pcs/Reel

Shape of Keying Tip Restriction in Operation



General Tolerance : ± 0.2 mm.