

# NTC004 Series

## Features

- Snap in type.
- 6.2mm Square.



Rating (max)	DC12V 50mA
Contact Resistance	100mΩ max.
Insulation Resistance	DC500V-100MΩ min.
Withstand Voltage	AC250V - 1 minute
Stroke	0.25 <sup>+0.2</sup> <sub>-0.1</sub> mm

### Recommended Wave Soldering Profile

Parameters	Lead-Free Specification
Preheating Time	60 sec max.
Preheating Temperature	100°C max.
Continuous Dipping Time	3~5 sec max.
Soldering Temperature	260°C max.

### Recommended Manual Soldering Profile

	Temperature	Time
Manual Soldering Temperature	350 °C (max.)	3 Sec.(max.)

The solder iron and solder shall be applied at a distance of 1.91 mm to 2.54 mm from the plastic housing.

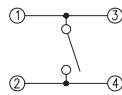
### Operating Force & Durability

100 ± 50gf	1,000,000 cycles
160 ± 50gf	1,000,000 cycles
260 ± 50gf	200,000 cycles

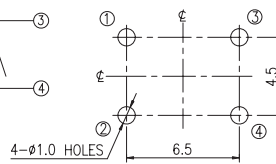
## DIP - D Type Vertical 6.2L x 6.2W x \_\_ H

Product No.	D	H	Package
NTC004-AP1D-A__B	3.5	4.3	Bulk
NTC004-AP1D-B__B	3.5	5.0	
NTC004-AP1D-C__B	3.0	9.5	
NTC004-AP1D-D__B	3.0	13.0	
NTC004-AP1D-E__B	3.0	9.1	
NTC004-AP1D-F__B	3.0	7.0	
NTC004-AP1D-G__B	3.0	10.0	
NTC004-AP1D-H__B	3.0	8.0	

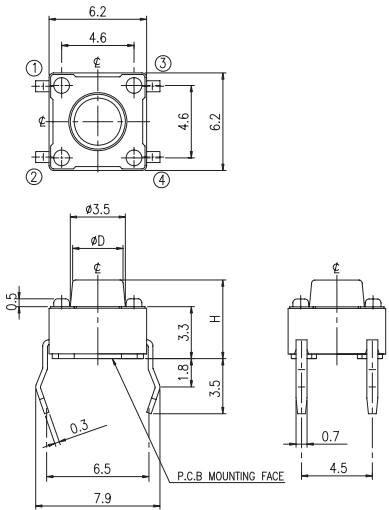
### Schematic



### P.C.B Layout



## Outline Drawing



General Tolerance : ±0.2mm.