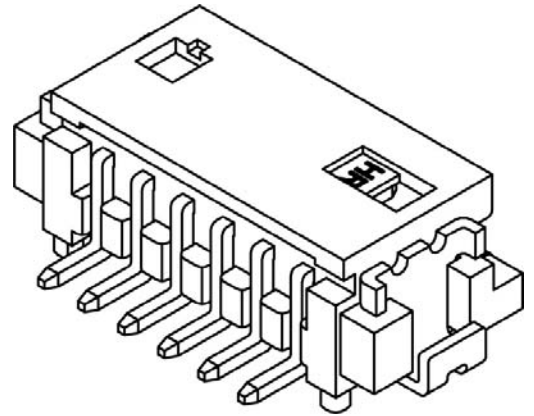


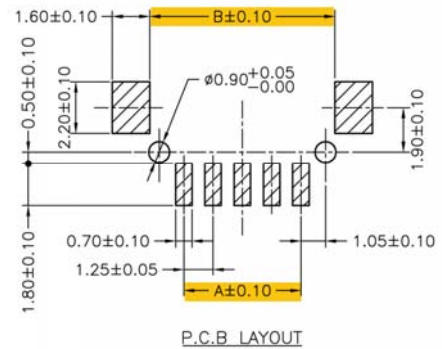
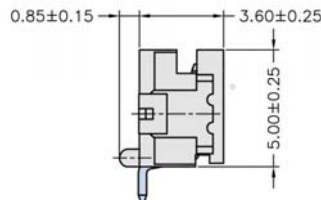
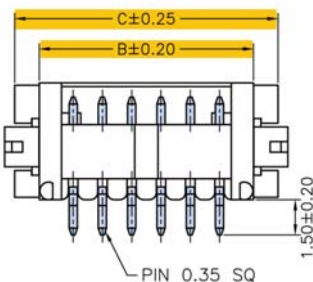
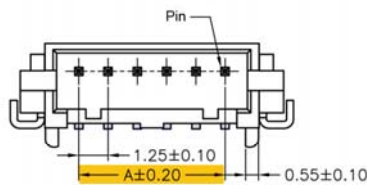
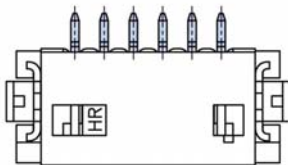
**SVHJ-A1252 SERIES**  
**1.25mm pitch**  
**Right Angle**  
**Single Row Wafer SMT**

**SVHJ – A1252WRSF - xxP**



**Specification**

Current Rating	1A AC / DC
Voltage Rating	150V AC / DC
Temperature Range	-25°C ~ +85°C
Contact Resistance	30mΩ Max.
Insulation Resistance	500MΩ Min.
Withstanding Voltage	500V AC/minute
Pin Material	Brass / Gold-flash
Solder Tabs	Phosphor Bronze / Gold-flash
Cap	Nylon 66, UL94V-0 / Natural (Beige)
Material	Nylon 66, UL94V-0
Color	Natural (Beige)



**Ordering Information & Dimensions**

SVHJ - A1252WRSF - xxP	Dimensions		
	A	B	C
SVHJ - A1252WRSF - 2P	1.25	4.15	6.25
SVHJ - A1252WRSF - 3P	2.50	5.40	7.50
SVHJ - A1252WRSF - 4P	3.75	6.65	8.75
SVHJ - A1252WRSF - 5P	5.00	7.90	10.00
SVHJ - A1252WRSF - 6P	6.25	9.15	11.25
SVHJ - A1252WRSF - 7P	7.50	10.40	12.50
SVHJ - A1252WRSF - 8P	8.75	11.65	13.75
SVHJ - A1252WRSF - 9P	10.00	12.90	15.00
SVHJ - A1252WRSF - 10P	11.25	14.15	16.25
SVHJ - A1252WRSF - 11P	12.50	15.40	17.50
SVHJ - A1252WRSF - 12P	13.75	16.65	18.75
SVHJ - A1252WRSF - 13P	15.00	17.90	20.00
SVHJ - A1252WRSF - 14P	16.25	19.15	21.25
SVHJ - A1252WRSF - 15P	17.50	20.40	22.50